



B. Reply as "This is a" when someone points at the picture and asks "What is this?".




C. Reply as "That is a" when someone points at the picture and asks "What is that?".








Let's Practice...

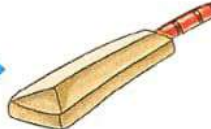
A. Write 'This' or 'That' in the blanks:

..... is an apple. -----> 


..... is an orange. -----> 


..... is a rabbit. -----> 

..... is a tortoise. -----> 

..... is a bat. -----> 


..... is a ball. -----> 

..... is an umbrella. -----> 

..... is a raincoat. -----> 

..... is a watch. -----> 

..... is a blackboard. -----> 

..... is a bag. -----> 

..... is a book. -----> 



□ नई वर्कशीट – “This / That” अभ्यास

A. चित्र देखकर ‘This’ या ‘That’ लिखें:

1. □ (सेब नज़दीक है) → _____ is an apple.
2. □ (संतरा दूर है) → _____ is an orange.
3. □ (खरगोश नज़दीक है) → _____ is a rabbit.
4. □ (कछुआ दूर है) → _____ is a tortoise.

B. सही शब्द पर गोला लगाएं:

1. (This / That) is a bat.
2. (This / That) is a ball.
3. (This / That) is an umbrella.
4. (This / That) is a raincoat.

C. खाली जगह भरें:

1. _____ is a watch.
 2. _____ is a blackboard.
 3. _____ is a bag.
 4. _____ is a book.
-

✓ उत्तर कुंजी (Answers):

A:

1. This
2. That
3. This
4. That

B:

1. This
2. That
3. This
4. That

C:

1. This
2. That
3. This
4. That